



e GRAN

Junction
Boxes

Release
2024

e gran

INDEX

INTRODUCTION

Our history
Business sectors
Plus & Benefits

JUNCTION BOXES

Coding system
Our certifications

OUR SOLUTIONS

E GRAN .A
junction box with screwed panel
E GRAN . F
junction box with flanges
E GRAN .P
junction box with blank door
E GRAN .AV
junction box with screwed
plexiglas panel
E GRAN .Z
EMC junction box

ACCESSORIES

EGPA
mounting plate
SDWA
internal Din profile
EGCE001
hinges
ECSF001
wall mounting kit


neige



E GRAN A NEW DERIVATION CONCEPT

ETA has always had a very specific mission: to create a resilient product that is highly performing, guarantees high protection of the internal wiring and adapts to the multiple needs of the customer.

**ETA is
History
Family &
Passion**



junction boxes range,
made with painted
sheet steel was born

junction boxes range
made with stainless
sheet steel was born

SD

SDX

TERMINAL
BOXES

1978

OUR HISTORY

Antonio Turati's heirs found ETA. Production work begins at the Castelmarte site

1980

The first numerically controlled machine is used. AR9000 is conceived, a very successful cabinet

1992

The new headquarters are built in Canzo

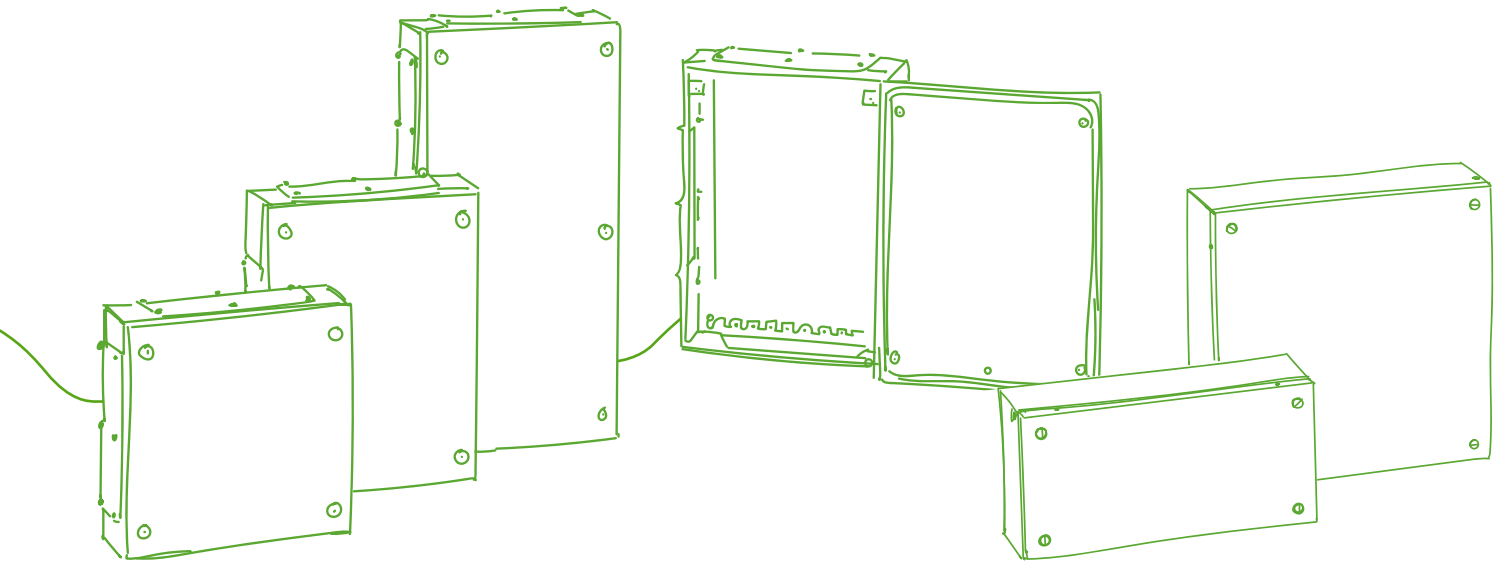
1999

Production of ARETA begins

2011

E NUX production begins: a construction system with avant-garde materials

Since 1978, E.T.A. SPA designs and manufactures high quality Enclosures for Industrial Automation, Harsh Environments, LV Energy Distribution and Information Technology. Our company's goal is to combine technological innovation with the experience acquired over the years, in order to offer the customer not simply a product, but a product solution.



stainless sheet steel range was introduced

E GRAN INOX

replacing the previous SDX range

in painted sheet steel range was introduced

E GRAN Fe

replacing the previous SD range

2024

2013

The ETA handle wins honourable mention for the Compasso d'Oro by ADI

2017

The new R&D department ETA Next is born

2019

The new systems designed by ETA to build the E COR enclosures, with the concept of industry 4.0, come into operation.


2020

The new ETA handle is born

2023

The junction boxes range by ETA is born

1




BUSINESS SECTORS

E GRAN Fe was born with the aim of making ETA junction boxes range increasingly complete and suitable for every need as:

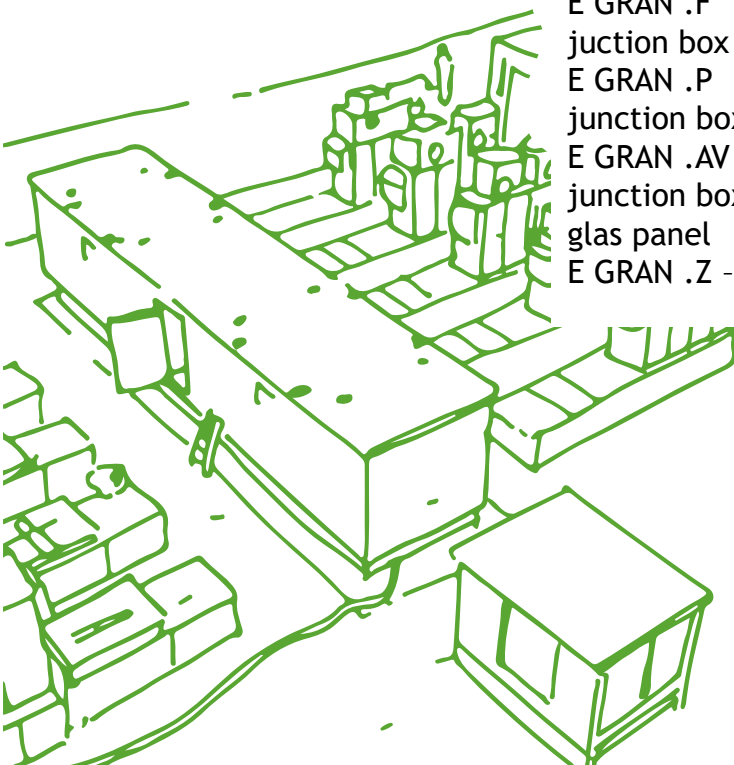
3

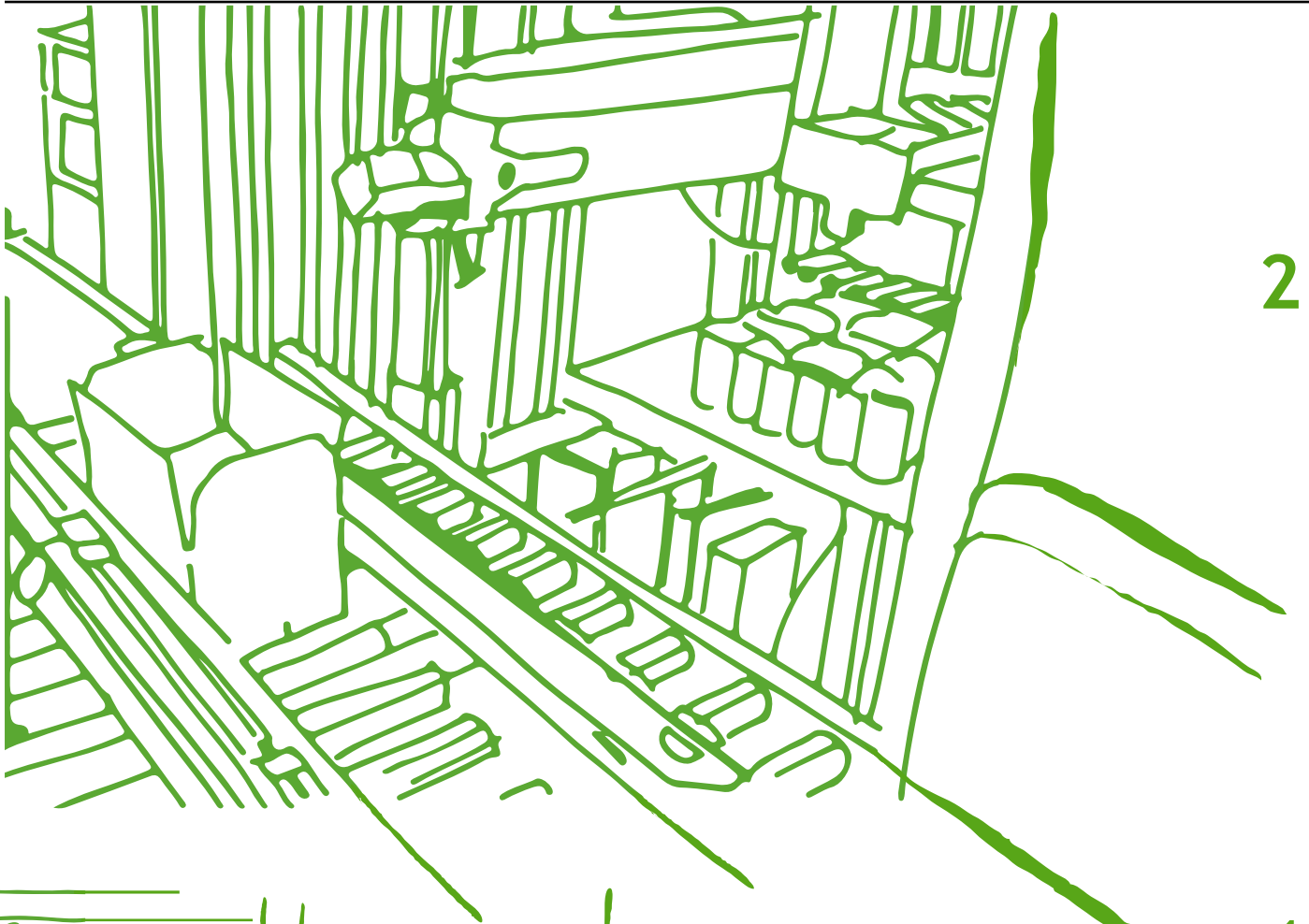
1. AUTOMOTIVE
2. PACKAGING
3. HANDLING & LOGISTIC
4. WATER & WASTEWATER
5. ENERGY MANAGEMENT

5




- E GRAN .A
junction box with screwed panel
- E GRAN .F
junction box with flanges
- E GRAN .P
junction box with blank door
- E GRAN .AV
junction box with screwed plexi-
glas panel
- E GRAN .Z - EMC junction box





2



4



PLUS & BENEFITS

Our mission is to create a highly performing product that can comply with the already existing range of E GRAN stainless steel junction boxes.

CLOSING SYSTEM

Structure that guarantees ease of use, performance and reliability thanks to the innovative panel closing system with 1/4 turn anti-removal screws, taken from E GRAN stainless steel range.

PANEL

The corners of the panel are no longer welded, but are formed and this guarantees greater sturdiness to the entire structure. Lengthening of the fold edge of the panel, which improve the IP protection degree: the volume of water hitting the polyurethane gasket is reduced and, consequently, the IP protection degree is improved.

HINGES

New hinge design, which allows assembly without drilling the panel and is more performing.

NO HOLES

No holes on the enclosure, greater sealing of the IP rating.

FLANGES

Machine-rimmed and rubberized cable gland flanges: it facilitates cable entry and exit.

MOUNTING PLATE

New internal mounting plate, optimized with greater surface area and space for wiring. The new mounting plates are versatile, can also be mounted on the old junction boxes model SD (up to W=600 mm)

WALL-MOUNTING BRACKETS

Wall mounting brackets designed according to the innovative

E COR sheet steel concept: the enclosure is already prepared for mounting the accessory.

ENCLOSURE'S CAPS


Guarantee better visual uniformity with ETA's enclosure's range and guarantee the IP protection degree. They're painted in RAL 7035.

EQUIPOTENTIALITY BETWEEN PANEL AND ENCLOSURE CUSTOMIZATION

simplification of the earthing system between the two.

For W=800 mm range there is the possibility of mounting:

- or nr. 2 mounting plates of 400 mm width each
- or double DIN profiles
- or double mounting plate with W=400 mm
- or DIN profiles + a mounting plate



E GRAN, HOW THE CODE IS MADE

E	G	04	15	08	.A
ETA	E GRAN range	width	height	depth	product version
		01= 150 mm 02= 200 mm 03= 300 mm 04= 400 mm 05= 500 mm 06= 600 mm 08= 800 mm	01= 150 mm 02= 200 mm 03= 300 mm 04= 400 mm 05= 500 mm	08= 80 mm 12= 120 mm	.A= with screwed panel .F= with flange .P= with blank door .AV= with screwed plexiglas panel .Z= EMC version

IP PROTECTION DEGREE

The IP protection degree is guaranteed by the two-component silicone foam gasket and is essentially defined by two characteristic numbers

IP 1ST DIGIT SOLID	IP 2ND DIGIT LIQUID
0 No protection 1 Protection against solid bodies above 50mm 2 Protection against solid bodies above 12mm 3 Protection against solid bodies above 2,5mm 4 Protection against solid bodies above 1mm 5 Protection against dust 6 Total tightness to dust	0 No protection 1 Protection against vertically falling 2 Protection against water drops falling with up to 15° inclination 3 Protection against water drops falling with up to 60° inclination 4 Protection against water splashes from all directions 5 Protection against jets of water from all directions 6 Protection against water splashes similar to sea waves 7 Protection against immersion 8 Protection against submersion

OUR SOLUTIONS

E GRAN .A - JUNCTION BOX WITH SCREWED PANEL

E GRAN .F - JUNCTION BOX WITH FLANGES

E GRAN .P - JUNCTION BOX WITH BLANK DOOR

**E GRAN .AV - JUNCTION BOX
WITH SCREWED PLEXIGLAS PANEL**

E GRAN .Z - EMC JUNCTION BOX

ETA junction boxes are compliant with:



The CE mark certifies that the product complies with the requirements established by the European Union in terms of safety, health and environmental protection.



The UKCA (UK Conformity Assessment) is the new UK product mark that is required for the export of products to the market of England, Wales and Scotland



EAC (EurAsian Community) is a certificate of conformity for Eurasia.



RohS (European Directive 2011/65/EC) regulates the limitation to very low values of lead, mercury, cadmium, hexavalent chromium and other substances in the production of most of the electrical and electronic equipment marketed within the European Union.



TUV (Technical Control Association) is the IP certification



RINA is a mandatory certification in the case of products that must be installed in marine environments.



The UL Listed mark is an Electrical safety certification for the American and Canadian market







JUNCTION BOXES WITH SCREWED PANEL



CHARACTERISTICS

Junction box with screwed panel composed of:

Enclosure and screwed panel manufactured from DC01 sheet steel; Blank panel, screwed with anti-slip screws.

MATERIAL THICKNESS

Enclosure and panel: 1,2 mm

PAINTING

Standard electrostatic cycle E DUP
ETA: liquid painting with cathodic electrophoresis process with epoxy resin and finishing with thermosetting epoxy polyester powders.
Colour: RAL 7035 textured finish.

COMPLIANCE

IP66 complying with EN62208; EN60529
NEMA 4 complying with UL508A; UL50
Protection degree guaranteed by the two-component polyurethane foam seal
IK10 degree of impact resistance complying with EN62208; EN62262

CERTIFICATIONS

CE, UKCA, ROHS, TUV, RINA, EAC, UL LISTED



new generation

BOX CODE	DIMENSIONS		
	W	H	D
EG010108.A	150	150	80
EG020208.A	200	200	80
EG030108.A	300	150	80
EG030208.A	300	200	80
EG030308.A	300	300	80
EG040208.A	400	200	80
EG050208.A	500	200	80
EG060208.A	600	200	80
EG080208.A	800	200	80
EG010112.A	150	150	120
EG020112.A	200	150	120
EG020212.A	200	200	120
EG030112.A	300	150	120
EG030212.A	300	200	120
EG030312.A	300	300	120
EG040212.A	400	200	120
EG040312.A	400	300	120
EG040412.A	400	400	120
EG050212.A	500	200	120
EG050312.A	500	300	120
EG050412.A	500	400	120
EG060212.A	600	200	120
EG060312.A	600	300	120
EG060412.A	600	400	120
EG080212.A	800	200	120
EG080312.A	800	300	120
EG080412.A	800	400	120



* To be ordered separately: mounting plate EGPA, internal DIN profiles, EGCE hinges and wall mounting kit (Accessories on page 21)



JUNCTION BOXES WITH CABLE GLAND FLANGES

CHARACTERISTICS

MATERIAL THICKNESS

PAINTING

COMPLIANCE

CERTIFICATIONS



Junction box with flanges composed of:

Enclosure and panel manufactured from DC01 sheet steel;
Edged and rubberized cable gland flanges made of DC01 sheet steel complete with gaskets;
Blank panel, screwed with anti-slip screws.

Enclosure and panel: 1,2 mm
Flanges: 1,2 mm

Standard electrostatic cycle E DUP
ETA: liquid painting with cathodic electrophoresis process with epoxy resin and finishing with thermosetting epoxy polyester powders.
Colour: RAL 7035 textured finish


IP66 in accordo alla EN62208; EN60529
NEMA 4 in accordo alla UL508A; UL50
Grado di protezione garantito dalla guarnizione in schiuma poliuretana bi-componente
Grado di resistenza all'urto IK10 in accordo alla EN62208; EN62262

CE, UKCA, ROHS, TUV, RINA, EAC, UL LISTED



new generation

BOX CODE	DIMENSIONS			FLANGES TOT. NUM	SIDE	
	W	H	D		A	B
EG030212.F	300	200	120	2	0	2
EG030312.F	300	300	120	4	2	2
EG040212.F	400	200	120	2	0	2
EG040312.F	400	300	120	4	2	2
EG040412.F	400	400	120	4	2	2
EG050212.F	500	200	120	4	0	4
EG050312.F	500	300	120	6	2	4
EG060212.F	600	200	120	4	0	4
EG060312.F	600	300	120	6	2	4
EG060412.F	600	400	120	6	2	4
EG080212.F	800	200	120	6	0	6
EG080412.F	800	400	120	8	2	6



* To be ordered separately: mounting plate EGPA, internal DIN profiles, EGCE hinges and wall mounting kit (Accessories on page 21)



JUNCTION BOXES WITH DOOR

CHARACTERISTICS

MATERIAL THICKNESS

PAINTING

COMPLIANCE

CERTIFICATIONS



Junction box with door composed of:

Enclosure and door manufactured from DC01 sheet steel;
Single blank door equipped with ETA complete box locking system.
Hinges made of nickel-plated zamak, developed with a new design. They allow the mounting of the door with only the drilling of the casing. Internal mounting plate, available on request, optimized for greater wiring surface.

Enclosure and door: 1,2 mm


Standard electrostatic cycle E DUP
ETA: liquid painting with cathodic electrophoresis process with epoxy resin and finishing with thermosetting epoxy polyester powders.
Enclosure and door's colour: RAL 7035 textured finish
Locking system's colour: RAL 5020

IP66 complying with EN62208; EN60529
Protection degree guaranteed by the two-component polyurethane foam seal
IK10 degree of impact resistance complying with EN62208; EN62262

CE, UKCA, ROHS, TUV, RINA, EAC, UL LISTED



BOX CODE	DIMENSIONS			MOUNTING PLATE		
	W	H	D	CODE	W	H
EG020208.P	200	200	80	EGPA020020	176	170
EG020308.P	200	300	80	EGPA030020	276	170
EG020408.P	200	400	80	EGPA040020	376	170
EG020212.P	200	200	120	EGPA020020	176	170
EG020312.P	200	300	120	EGPA030020	276	170
EG020412.P	200	400	120	EGPA040020	376	170
EG020512.P	200	500	120	EGPA050020	476	170
EG030312.P	300	300	120	EGPA030030	276	270
EG030412.P	300	400	120	EGPA040030	376	270



*To be ordered separately: mounting plate, internal DIN profiles and wall mounting kit (Accessories on page 21)



JUNCTION BOXES WITH TRANSPARENT LID



CHARACTERISTICS

Junction box with transparent screwed panel composed of:

Enclosure manufactured from DC01 sheet steel;
Hinged lid with captive screws and provided with plexiglass for internal inspection.

MATERIAL THICKNESS

Enclosure: 1,2 mm
Plexiglas plate: 3,0mm

PAINTING


Standard electrostatic cycle E DUP
ETA: liquid painting with cathodic electrophoresis process with epoxy resin and finishing with thermosetting epoxy polyester powders.
Colour: RAL 7035 textured finish

COMPLIANCE

IP66 complying with EN62208; EN60529
IK10 degree of impact resistance complying with EN62208; EN62262

CERTIFICATIONS

CE, UKCA, ROHS, TUV, RINA, EAC, UL LISTED



new generation

BOX CODE	DIMENSIONS		
	W	H	D
EG040212.AV	400	200	120
EG060212.AV	600	200	120
EG050312.AV	500	300	120



*To be ordered separately: mounting plate EGPA, internal DIN profiles, EGCE hinges and wall mounting kit (Accessories on page 21)



JUNCTION BOXES WITH SCREWED PANEL EMC VERSION



CHARACTERISTICS

Junction box with screwed panel composed of:

Enclosure and screwed panel manufactured from DC01 sheet steel with cold galvanization and painted only externally;
Blank panel, screwed with anti-slip screws.

MATERIAL THICKNESS

Enclosure and panel: 1,2 mm

PAINTING

Standard electrostatic cycle E DUP
ETA: liquid painting with cathodic electrophoresis process with epoxy resin and finishing with thermosetting epoxy polyester powders.
Colour: RAL 7035 textured finish

COMPLIANCE

NEMA 1 complying with UL508A; UL50


CERTIFICATIONS

UL LISTED



new generation

BOX CODE	DIMENSIONS		
	W	H	D
EG010108.Z	150	150	80
EG020208.Z	200	200	80
EG030108.Z	300	150	80
EG030208.Z	300	200	80
EG030308.Z	300	300	80
EG040208.Z	400	200	80
EG050208.Z	500	200	80
EG060208.Z	600	200	80
EG080208.Z	800	200	80
EG010112.Z	150	150	120
EG020112.Z	200	150	120
EG020212.Z	200	200	120
EG030112.Z	300	150	120
EG030212.Z	300	200	120
EG030312.Z	300	300	120
EG040212.Z	400	200	120
EG040312.Z	400	300	120
EG040412.Z	400	400	120
EG050212.Z	500	200	120
EG050312.Z	500	300	120
EG050412.Z	500	400	120
EG060212.Z	600	200	120
EG060312.Z	600	300	120
EG060412.Z	600	400	120
EG080212.Z	800	200	120
EG080312.Z	800	300	120
EG080412.Z	800	400	120



* To be ordered separately: mounting plate EGPA, internal DIN profiles, EGCE hinges and wall mounting kit (Accessories on page 21)

ACCESSORIES

MOUNTING PLATE EGPA



Need a plate for the SD junction box?
The new EGPA plate, can be mount also on SD , up to W=600 mm

Internal mounting plate manufactured from sendzimir sheet steel, with 2,0 mm thickness, optimized to have more wiring space;
Accessory supplied individually.



BOX CODE	MOUNT. PLATE DIMEN.		BOX DIMEN.	
	W	H	W	H
EGPA015015	126	120	150	150
EGPA020015	126	170	150	200
EGPA020020	176	170	200	200
EGPA030015	276	120	300	150
EGPA030020	276	170	300	200
EGPA030030	276	270	300	300
EGPA040020	376	170	400	200
EGPA040030	376	270	400	300
EGPA040040	376	370	400	400
EGPA050020	476	170	500	200
EGPA050030	476	270	500	300
EGPA050040	476	370	500	400
EGPA060020	576	170	600	200
EGPA060030	576	270	600	300
EGPA060040	576	370	600	400
EGPA080020	776	170	800	200
EGPA080030	776	270	800	300
EGPA080040	776	370	800	400

DIN PROFILES DWA

Profiles manufactured from profiled sendzimir sheet steel, to be mounted on the welded profiles.
Supply includes nr. 10 pieces. Screws are not included.



BOX CODE	BOX WIDTH	PROFILE DIMENSIONS	
		W	H
SDWA-013	150	125	7,5
SDWA-015	200	175	7,5
SDWA-020	300	275	7,5
SDWA-025	400	375	7,5
SDWA-030	500	475	7,5
SDWA-035	600	575	15
SDWA-040	800	775	15


HINGES EGCE001

Hinges for 180°
E GRAN enclosure's opening, manufactured from nickel-plated zamak, which allow the panel to be mounted without drilling.
Supply includes nr. 6 pieces, with mounting accessories.



WALL-MOUNTING KIT ECSF0001

Wall-mounting kit for E GRAN and E COR enclosures. Kit supplied with nr. 4 brackets manufactured from galvanized sheet steel.
Kit supplied individually.



LET'S REVIEW E GRAN BOXES COMPLIANCE

TYPE OF BOX	IP PROTECTION DEGREE				IMPACT RESISTANCE DEGREE
	IP55	IP66	NEMA 4	NEMA 1	IK10
E GRAN .A JUCTION BOX WITH SCREWED PANEL		●	●		●
E GRAN . F JUCTION BOX WITH FLANGE		●	●		●
E GRAN .P JUCTION BOX WITH BLANK DOOR		●			●
E GRAN .AV - JUCTION BOX WITH SCREWED PLEXIGLAS PANEL		●			●
E GRAN .Z - EMC JUCTION BOX				●	



ETA
Headquarters
Via Monte Barzaghino 6
22035 Canzo (CO)
Italy
+39 031.673611
+39 031.670554
info@eta.it
www.eta.it

SASU E.T.A. France
Rue du Pré aux Boeufs
76806 St Etienne du Rouvray
France
+33 02 35643470
info@etafrance.fr

ETA ENCLOSURES Sp. z o.o.
Sikorskiego 44
60-451 Września
Poland
+48 660 515 887
biuro@eta-enclosures.it

E.T.A. UK Enclosures Ltd.
Ignite Magna Way 2,
Rotherham S60 1FD
United Kingdom
+44 1709 386630
+44 1709 369524
info@eta-enclosures.co.uk

new
e.gran